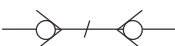


FK-FF

FLAT FACE TYPE HYDRAULIC QUICK COUPLING (ISO16028)



Socket with valve Plug with valve



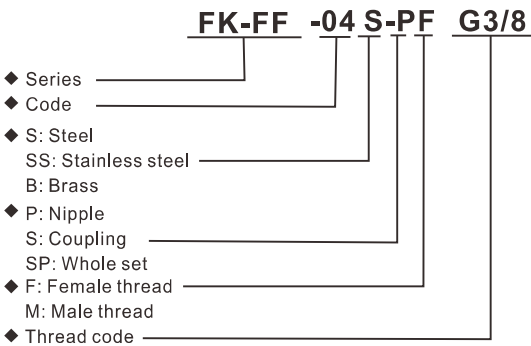
Body Material	Carbon steel (trivalent chromium)
	Stainless steel (natural color)

Applications

FK-FF Series couplings are widely used in the public utility market where hydraulic oil spillage can constitute a serious safety hazard, particularly in overhead bucket hoists that are used for maintenance of high-voltage power transmission lines. These couplings are also used for quick change of hydraulic Tools in construction,railway maintenance and mining industries. The ease of cleaning makes them ideal for use in these types of hostile environments.



Part Number:



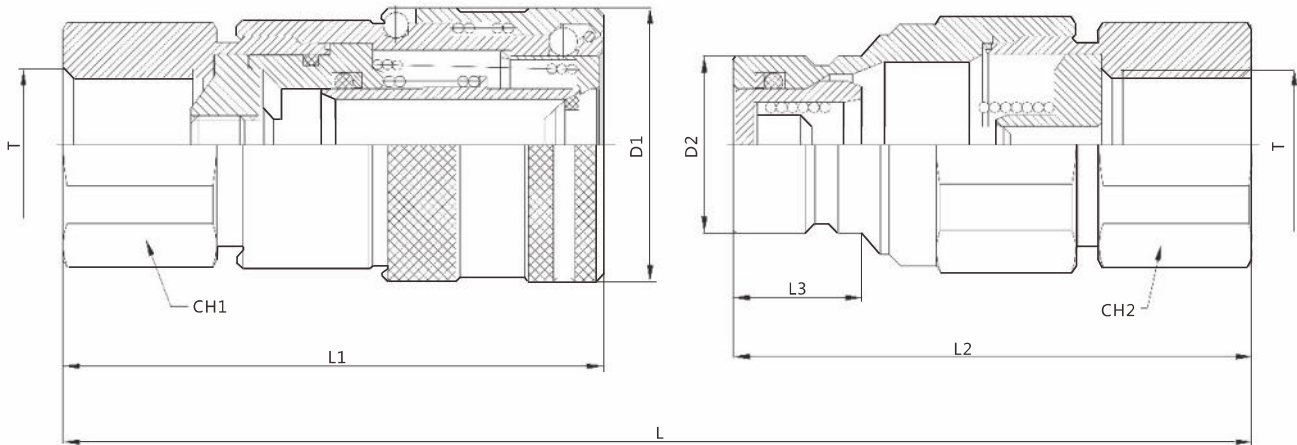
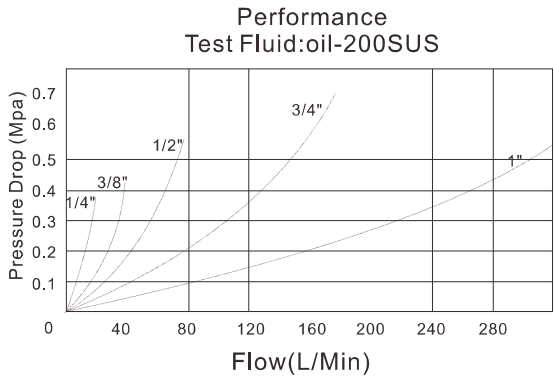
Specifications

Body Size(in)	1 / 4	3 / 8	1 / 2	3 / 4	1
Code	02	03	04	06	08
Rated Pressure(Mpa)					
STEEL	34.5	27.6	27.6	20.7	20.7
STAINLESS STEEL316	13.8	13.8	10.4	10.4	7
Rated Flow(L/min)	11.5	23	45.5	106	190
Temperature Range(NBR)	-20℃ ~ +100℃				
Temperature Range(FKM)	-20℃ ~ +180℃				

Features

FK-FF Series couplings feature:

- New valve design, it can resistance damage from high flow and the pressure of impulse that providing advanced performance.
- Sleeve locking mechanism is engaged by rotating sleeve after connection. It prevents accidental disconnection when coupling is dragged along the ground.
- Sleeve mechanism is designed to help prevent dirt from entering the internal mechanism and thus causing faulty operation when connecting or disconnecting. The sleeve covers the retaining ring and also incorporates a dust seal in the spring area.
- Hardened nipples and sleeves and solid barstock construction make for a quality coupling with maximum resistance to damage from hydraulic and mechanical shock.
- This Anti-Blowout Nitrile/PTFE bonded seal is designed to prevent blow-out or damage during severe service conditions.
- Durable ball-locking mechanism assures reliable connection every time. A large number of locking balls distributes and work load evenly while providing alignment and swiveling action to reduce hose torque and prolong hose life. CAUTION: These products are not to be used as swivels; rotation under pressure will result in excessive and premature wear.
- FK-FF Series couplings employ flush valving when connecting or disconnecting. This means that the valves are mated together so that only small amounts of fluid can be lost during disconnection or air inclusion during reconnection.
- New chrome plating treatment provides advanced anti-rust performance.
- FK-FF Series conforms to the standard of ISO16028.
- Compatible with PARKER FE, FF Series, STUCCHI A8008 Series, AERQUIP FD89 Series and HANSEN QA2900 Series.



PART No .	ISO	L	L1	L2	L3	D1	D2	CH1	CH2	T		
FK-FF-02S-SP	DN6.3	96	58	49	11.8	28	16.2	20	20	ZG1/4	G1/4	NPT1/4
FK-FF-03S-SP	DN10	108	68	56	16.5	32	19.8	24	24	ZG3/8	G3/8	NPT3/8
FK-FF-04S-SP	DN12.5	129	75	72	17.8	38	24.5	32	32	ZG1/2	G1/2	NPT1/2
FK-FF-06S-SP	DN20	138	80	75.5	17.5	42	27	36	36	ZG3/4	G3/4	NPT3/4
FK-FF-08S-SP	DN25	172	100	94	23.5	48	30	41	41	ZG1	G1	NPT1

FZE-B

THREAD LOCKED TYPE HYDRAULIC QUICK COUPLING (STEEL)



Socket with valve Plug with valve



Body Material	Carbon steel (trivalent chromium)
---------------	--------------------------------------

Applications

KZE-B Series couplings with their threaded union locking system and precision ball-type check valves, are designed for extreme high pressure applications such as portable hydraulic jacks.



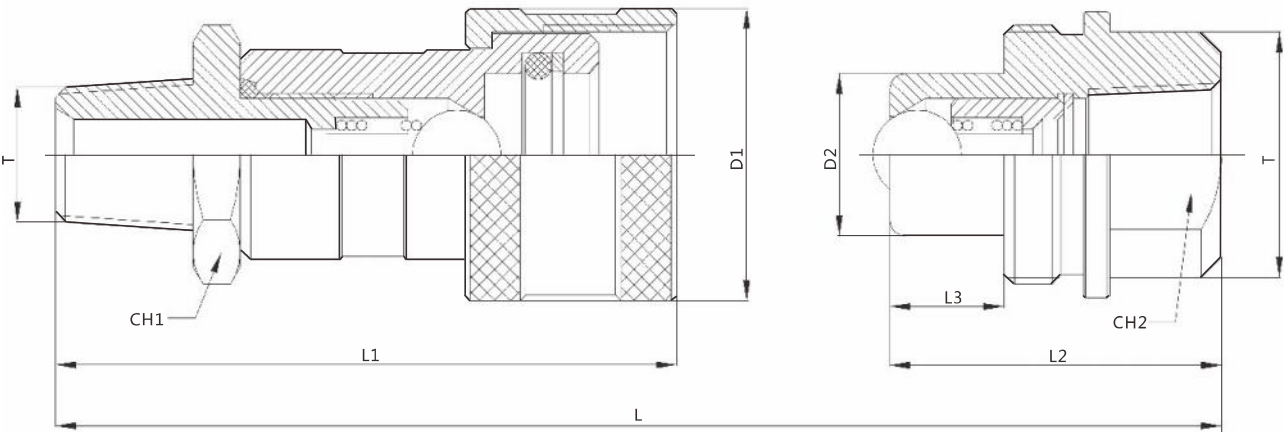
Part Number:

KZE-B -G 03-PF G3/8

- ◆ Series
- ◆ Code
- ◆ S: Steel
- ◆ SS: Stainless steel
- ◆ B: Brass
- ◆ P: Nipple
- ◆ S: Coupling
- ◆ SP: Whole set
- ◆ F: Female thread
- ◆ M: Male thread
- ◆ Thread code

Specifications

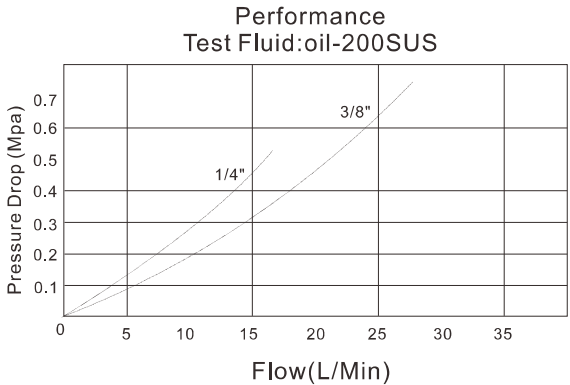
Body Size(in)	1 / 4	3 / 8
Code	02	03
Rated Pressure(Mpa)	69	69
Rated Flow(L/min)	11.5	23
Temperature Range(NBR)	-20°C ~ +100°C	



Features

KZE-B Series couplings feature:

- Machined from solid steel barstock for durability.
- The series employs a threaded sleeve locking mechanism, mates with matching male threads on the nipple. The two halves must be manually threaded together for connection.
- Hard, chrome alloy balls are used for valving, It be loaded on the valve seat by the springs.
- The valve provides a metal-to-metal seal between the ball and coined seat.
- The interface seal is polyurethane which resists high pressure extrusion.
- A threaded valve retainer provides a valve stop that assures positive valve alignment.
- Compatible with PARKER 3000 Series, FASTER PVVM Series.



PART No .	ISO	L	L1	L2	L3	D1	D2	CH1	CH2	T		
KZE-B-G02-SP	DN6.3	75	61	32.5	11.2	28.5	15.9	22	19	ZG1/4	G1/4	NPT1/4
KZE-B-G03-SP	DN10	84	73.5	35	16	35	19	25	32	ZG3/8	G3/8	NPT3/8
KZE-B-Z03-SP	DN10	84	73.5	35	16	35	19	25	32	ZG3/8	G3/8	NPT3/8

FK-CVV

THREAD LOCKED TYPE HYDRAULIC QUICK COUPLING



Socket with valve Plug with valve

Body Material	Carbon steel (trivalent chromium)
	Stainless steel (natural color)

Applications

Mobile equipment, agriculture machine and universal industrial equipment.

Part Number:

FK-CVV-04S-PF G3/8

- ◆ Series
- ◆ Code
- ◆ S: Steel
SS: Stainless steel
B: Brass
- ◆ P: Nipple
S: Coupling
SP: Whole set
- ◆ F: Female thread
M: Male thread
- ◆ Thread code

Specifications

Body Size(in)	1/4	3/8	1/2	3/4	1	1-1/2
Code	02	03	04	06	08	12
Rated Pressure(Mpa)						
STEEL	48	38	34	37	33	37
STAINLESS STEEL	48	38	34	37	33	37
Rated Flow(L/min)	13	30	75	150	250	450
Temperature Range(NBR)	-20°C ~ +100°C					
Temperature Range(FKM)	-20°C ~ +180°C					

PART No .	ISO	L	L1	L2	D1	D2	CH1	CH2	T		
FK-CVV-02S-SP	DN6.3	93	58.5	60	34	M24*2	19	19	ZG1/4	G1/4	NPT1/4
FK-CVV-03S-SP	DN10	90	61	55.5	34	M28*2	22	22	ZG3/8	G3/8	NPT3/8
FK-CVV-04S-SP	DN12.5	103	67.5	61.5	42	M36*2	27	27	ZG1/2	G1/2	NPT1/2
FK-CVV-06S-SP	DN20	125	73.5	83.5	48	M42*2	36	36	ZG3/4	G3/4	NPT3/4
FK-CVV-08S-SP	DN25	155	94.5	94.5	56.5	M48*3	41	41	ZG1	G1	NPT1
FK-CVV-12S-SP	DN40	211	134	127.5	87	M70*3	55	55	ZG1-1/2	G1-1/2	NPT1-1/2

FK-1141

THREAD TYPE HYDRAULIC QUICK COUPLING (STAINLESS STEEL 316+BRASS)



Socket with valve Plug with valve

Applications

Portable hydraulic jacks.

Specifications

Body Size(in)	1/4
Rated Pressure(Mpa)	69
Rated Flow(L/min)	11.5
Temperature Range(NBR)	-20°C ~ +100°C

Part Number:

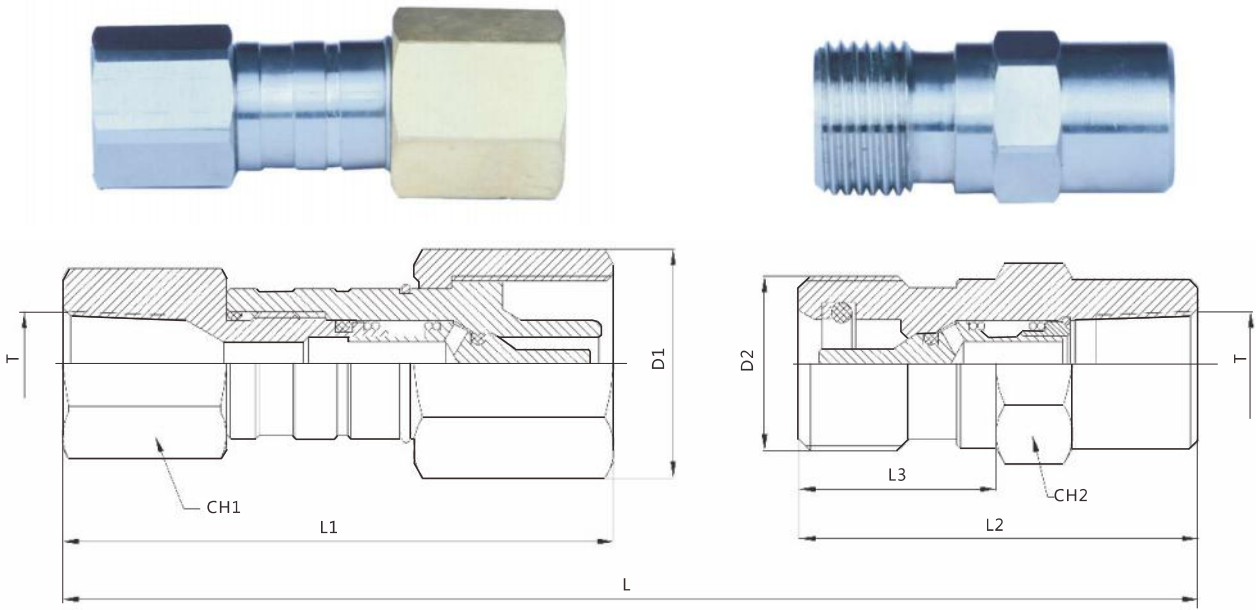
FK-1141 -PF NPT1/4

- ◆ Series
- ◆ P: Nipple
S: Coupling
SP: Whole set
- ◆ F: Female thread
M: Male thread
- ◆ Thread code

Features

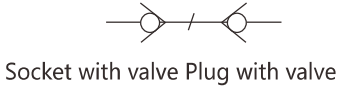
FK-1141 Series couplings feature:

- 316 stainless steel body.
- Brass locking sleeve.
- Thread locking system help prevent coupling from accidentally disconnecting.
- Small diameter mating seal helps keep separating forces to a minimum, allowing for easier connect and disconnect at pressure up to 35 MPa.
- Compatible with PARKER 1141 Series.



PART No .	ISO	L	L1	L2	L3	D1	D2	CH1	CH2	T	
FK-1141-SP	DN6.3	107	70	50.5	25	S25	7/8-14UNC	22	22	ZG1/4	G1/4 NPT1/4

FK-VVS
THREAD LOCKED TYPE HYDRAULIC QUICK COUPLING

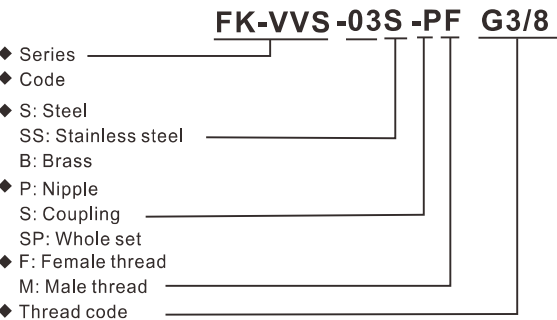


Body Material	Carbon steel (trivalent chromium)
	Stainless steel (natural color)

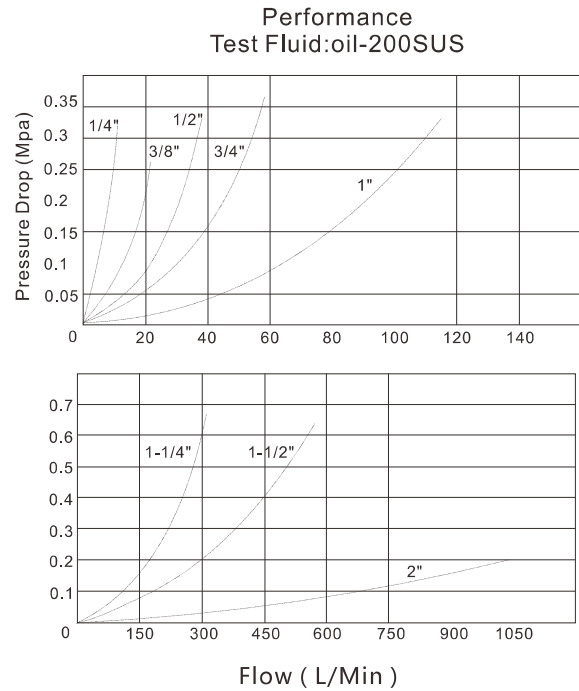
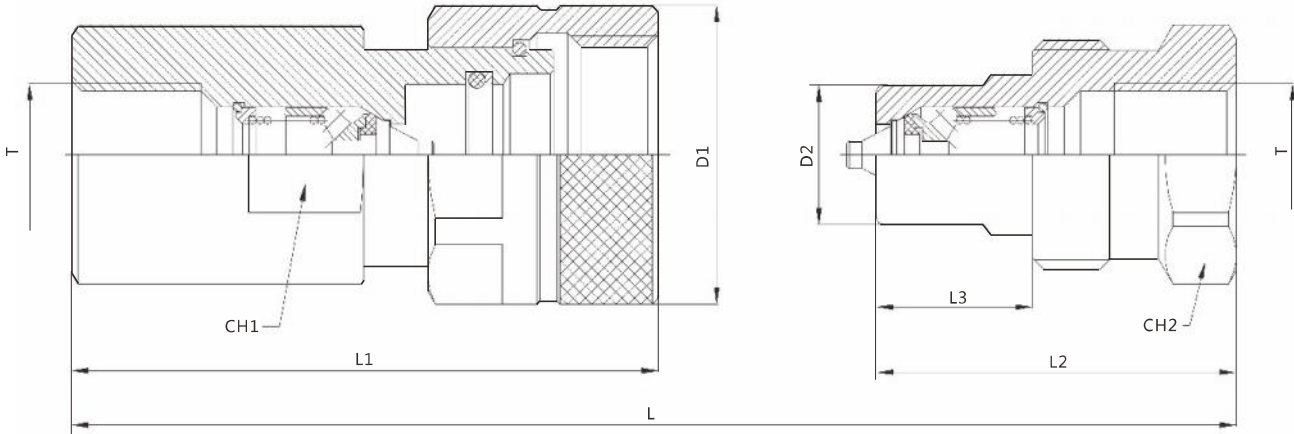
Applications
Mobile equipment, agriculture machine and universal industrial equipment.



Part Number:



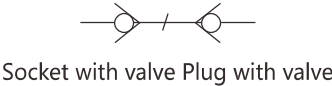
Body Size(in)	1/4	3/8	1/2	3/4	1	1-1/4	1-1/2	2
Code	02	03	04	06	08	10	12	16
Rated Pressure(Mpa)								
STEEL	69	69	69	69	52	41.5	41.5	34.5
STAINLESS STEEL	69	69	69	69	52	41.5	41.5	34.5
Rated Flow(L/min)	8	17	30.2	45.5	90.7	140	300	1000
Temperature Range(NBR)	-20℃~+100℃							
Temperature Range(FKM)	-20℃~+180℃							



- Features**
- FK-VVS Series couplings feature:**
- New valve design, it cans resistance damage from high flow and the pressure of impulse that providing advanced perfo rmance.
 - Machined from solid steel barstock for durability.
 - The series employs a threaded sleeve locking mechanism, mates with matching male threads on the nipple. The two halves must be manually threaded together for connection.
 - New chrome plating treatment provides advanced anti-rust performance.
 - A threaded valve retainer provides a valve stop that assures positive valve alignment.
 - Compatible with FASTER VVS Series.

PART No .	ISO	L	L1	L2	L3	D1	D2	CH1	CH2	T		
FK-VVS-02-SP	DN4.5	84	68	43	18	30	14.2	22	25	ZG1/4	G1/4	NPT1/4
FK-VVS-03-SP	DN5.5	90	75.5	48	21.5	39.5	18.9	30	32	ZG3/8	G3/8	NPT3/8
FK-VVS-04-SP	DN9.8	102	86.5	53	23	44	20.5	34	34	ZG1/2	G1/2	NPT1/2
FK-VVS-06-SP	DN10.5	121	105.5	63	30.5	54	27.9	41	46	ZG3/4	G3/4	NPT3/4
FK-VVS-08-SP	DN13.7	139	123	72	34	59	31.3	50	50	ZG1	G1	NPT1
FK-VVS-10-SP	DN22.8	167	152.5	86	43	80	43.9	65	65	ZG1-1/4	G1-1/4	NPT1-1/4
FK-VVS-12-SP	DN24.7	188	172	95	45	98	53.4	75	80	ZG1-1/2	G1-1/2	NPT1-1/2
FK-VVS-16-SP	DN43.9	227	206.5	118	52	129	81.8	100	110	ZG2	G2	NPT2

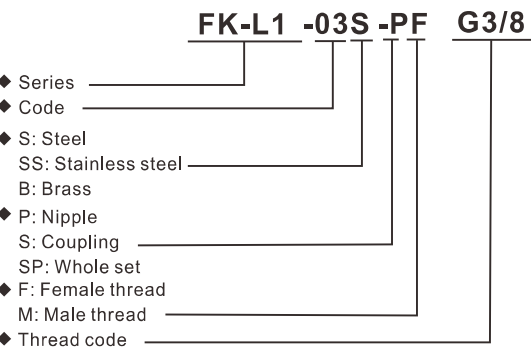
FK-L1
THREAD LOCKED TYPE HYDRAULIC QUICK COUPLING (STEEL)



Body Material	Carbon steel (trivalent chromium)
---------------	--------------------------------------

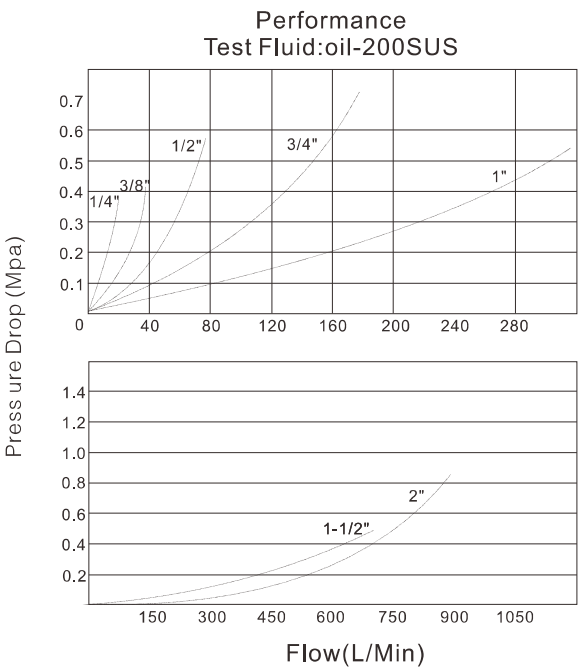
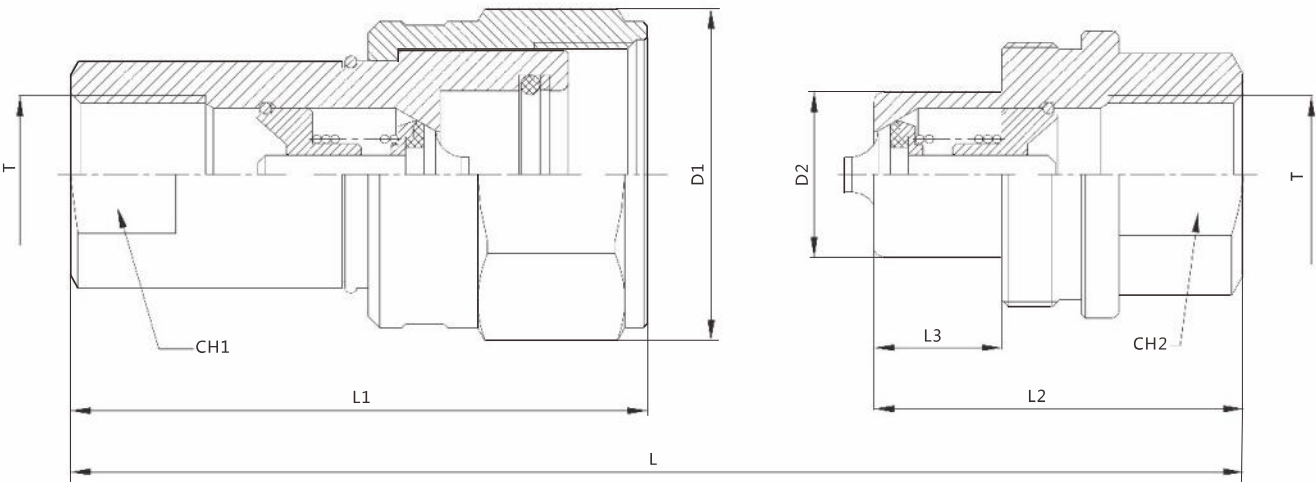
Applications
Mobile equipment, agriculture machine and universal industrial equipment.

Part Number:



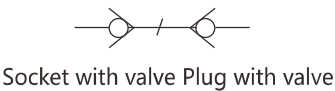
Body Size(in)	1/4	3/8	1/2	3/4	1	1-1/2	2
Code	02	03	04	06	08	10	16
Rated Pressure(Mpa)	69	69	69	69	52	41.5	34.5
Rated Flow(L/min)	11.5	23	45.5	106	190	830	900
Temperature Range(NBR)	-20°C ~ +100°C						

- Features**
FK-L1 Series couplings feature:
- New valve design, it cans resistance damage from high flow and the pressure of impulse that providing advanced performance.
 - Machined from solid steel barstock for durability.
 - The series employs a threaded sleeve locking mechanism, mates with matching male threads on the nipple. The two halves must be manually threaded together for connection.
 - New chrome plating treatment provides advanced anti-rust performance.
 - A threaded valve retainer provides a valve stop that assures positive valve alignment.
 - Compatible with GROMELLE 6000 Series and HOLMBURY TGW Series.



PART No .	ISO	L	L1	L2	L3	D1	D2	CH1	CH2	T		
FK-L1-02-SP	DN6.3	72	59	36	12.5	S32	15	19	19	ZG1/4	G1/4	NPT1/4
FK-L1-03-SP	DN10	82	66.5	40.5	16	S36	19	22	22	ZG3/8	G3/8	NPT3/8
FK-L1-04-SP	DN12.5	98	76.5	49	17	S41	22	27	27	ZG1/2	G1/2	NPT1/2
FK-L1-06-SP	DN20	112	89.5	56	19	S50	29	35	35	ZG3/4	G3/4	NPT3/4
FK-L1-08-SP	DN25	133	105.5	66	22	S65	36	41	41	ZG1	G1	NPT1
FK-L1-12-SP	DN40	203	172	101	40.2	99.5	57	63.5	63.5	ZG1-1/2	G1-1/2	NPT1-1/2
FK-L1-16-SP	DN50	238	201	118	47	114	69.4	75	75	ZG2	G2	NPT2

FK-L2
THREAD TYPE HYDRAULIC QUICK COUPLING (BRASS)



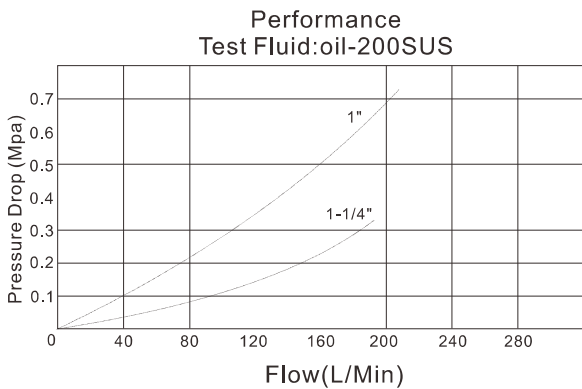
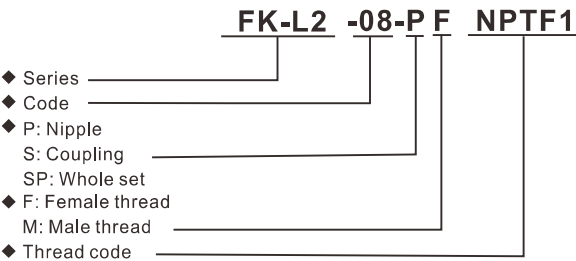
Body Material	Brass (natural color)
---------------	--------------------------

Applications

FK-L2 series is a thread-to-connect. it can be widely used in various application. this application be connected under pressure and less spillage or non-spillage.

FK-L2 series can be suitable used in connecting equipment of the hydraulic lines like power tongs, swivels and mobile drillings. it also windely used dump tracks, and dump trailer to connect with to wet line hydraulic system. And it also suitable used in submersible pumps, engine test stands, and the equipment require connect under high pressure or high liquid transfer.

Part Number:



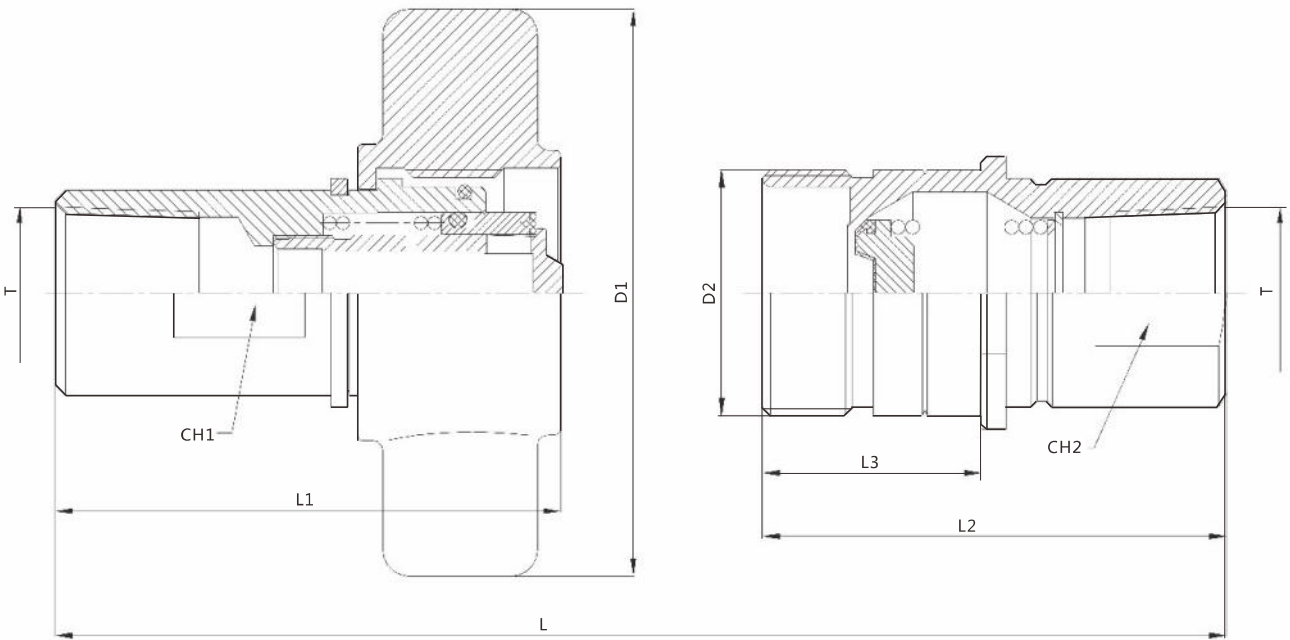

Specifications

Body Size(in)	1	1-1/4
Code	08	10
Rated Pressure(Mpa)	20.7	20.7
Rated Flow(L/min)	189	189
Temperature Range(NBR)	-20℃ ~ +100℃	

Features

FK-L2 Series couplings feature:

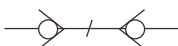
- Heavy-duty wing nut is ruggedly built specifically to with stand the hammer blows commonly used to tighten and loosen this coupler.
- Assembled valve seal can permits full pressure connect and disconnect,without seal washout.
- The flush face valve keeps air inclusion and spillage to a minimum.
- Corrosion resistant brass coupling, makes it compatible with a widely range and provides windely functionality.
- Compatible with PARKER 6100 Series, FASTER FB Series, AEROQUIP 5100 Series and HANSEN 96 Series.



PART No .	ISO	L	L1	L2	L3	D1	D2	CH1	CH2	T		
FK-L2-08-SP	DN25	157	98	90	42.5	110	1-7/8-12UN	36	39.5	ZG1	G1	NPTF1
FK-L2-10-SP	DN31.5	165	105.5	94	44.5	132	2-1/8-12UN	45	48	ZG1-1/4	G1-1/4	NPTF1-1/4

FK-L3

THREAD TYPE HYDRAULIC QUICK COUPLING (STEEL)



Socket with valve Plug with valve



Body Material	Carbon steel (trivalent chromium)
---------------	-----------------------------------

Applications

FK-L3 can widely used on dump tracks, Buses, Agricultural machinery and mobile construction equipment.

Part Number:

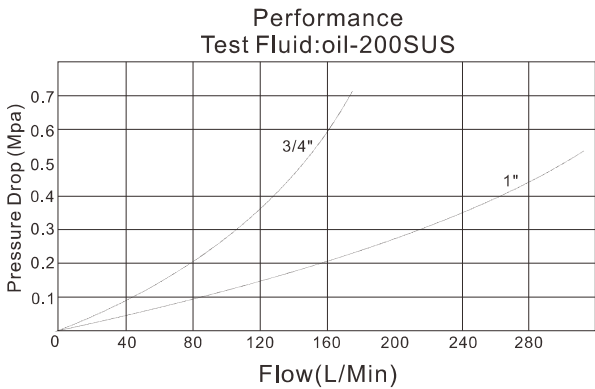
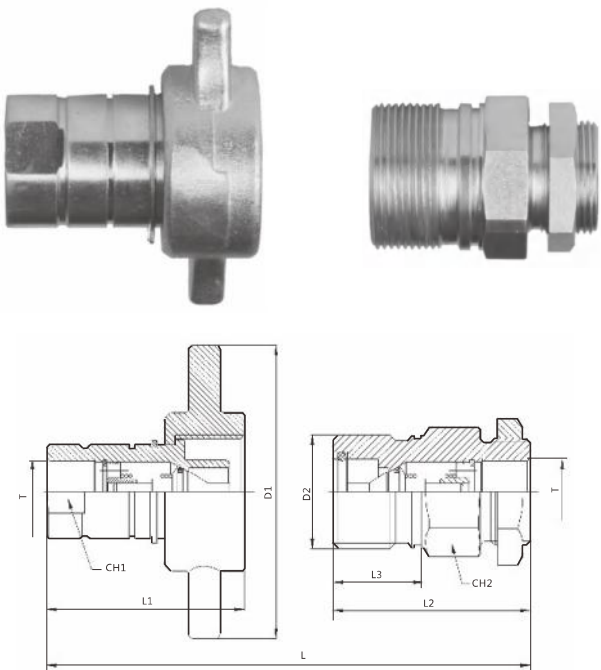
FK-L3 -06-P F G3/4

- ◆ Series
- ◆ Code
- ◆ P: Nipple
- S: Coupling
- SP: Whole set
- ◆ F: Female thread
- M: Male thread
- ◆ Thread code

Features

FK-L3 Series couplings feature:

- FK-L3 is a thread-to-connect coupling, socket with nut can operate by manual with left over pressure
- Compatible with FASTER CVE Series, HOLMBURY VCR Series..



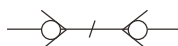
Specifications

Body Size(in)	3 /4	1
Code	06	08
Rated Pressure(Mpa)	27.6	20.7
Rated Flow(L/min)	94.5	189
Temperature Range(NBR)	-20℃ ~ +100℃	

PART No .	ISO	L	L1	L2	L3	D1	D2	CH1	CH2	T
FK-L3-06-SP	DN20	133	78	78	36	115.5	1-3/4-10UN	33	46	ZG3/4 G3/4 NPT3/4
FK-L3-08-SP	DN25	145	83	83	41	115.5	2-1/8-12UN	40	55	ZG1 G1 NPT1

Q/ZB275

CLOSE TYPE HYDRAULIC QUICK COUPLING



Socket with valve Plug with valve



Body Material	Carbon steel (trivalent chromium)
	Stainless steel (natural color)

Applications

The Q/ZB275 Series brings to the industry a proven design for use on construction equipment, forestry equipment, oil tools, Oil equipment, steel mill machinery, and other demanding hydraulic applications.

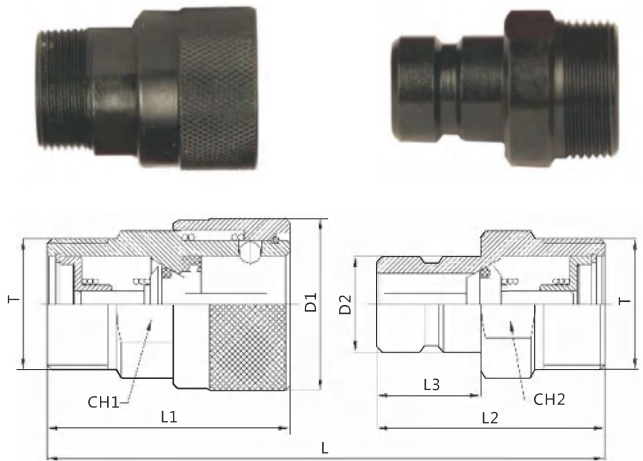
Part Number:

Q/ZB275-DN15 S-PM M30X1.5

- ◆ Series
- ◆ Code
- ◆ S: Steel
- SS: Stainless steel
- B: Brass
- ◆ P: Nipple
- S: Coupling
- SP: Whole set
- ◆ F: Female thread
- M: Male thread
- ◆ Thread code

Specifications

Body Size(in)	M16*1.5	M22*1.5	M27*1.5	M30*1.5	M36*2	M42*2	M52*2	M60*2	M68*2
Code	DN6	DN8	DN10	DN15	DN20	DN25	DN32	DN40	DN50
Rated Pressure(Mpa)									
STEEL	34.5	34.5	34.5	34.5	27.6	27.6	20.7	13.8	13.8
STAINLESS STEEL	13.8	13.8	10.4	10.4	7	7	7	7	7
Temperature Range(NBR)	-20℃ ~ +100℃								



PART No .	L	L1	L2	L3	D1	D2	CH1	CH2	T
Q/ZB275-DN6S-SP	67	44	40	18	28	13	19	19	M16*1.5 M14*1.5
Q/ZB275-DN8S-SP	69	46	41	19	30	16	22	22	M22*1.5 M18*1.5
Q/ZB275-DN10S-SP	78	52	46	22	35	19	27	27	M27*1.5
Q/ZB275-DN15S-SP	87	56	52.5	24	39.5	22	30	30	M30*1.5
Q/ZB275-DN20S-SP	97	65	58.5	29	48	28	36	36	M36*2
Q/ZB275-DN25S-SP	109	73	65.5	31	55	35	46	46	M42*2
Q/ZB275-DN32S-SP	129	84	79	36	64.5	32	55	55	M52*2
Q/ZB275-DN40S-SP	145	93	89.5	39.5	78	51	65	65	M60*2
Q/ZB275-DN50S-SP	156	99	96.5	41	82	55	70	70	M68*2

KZE

CLOSE TYPE HYDRAULIC QUICK COUPLING (STEEL)



Socket with valve Plug with valve

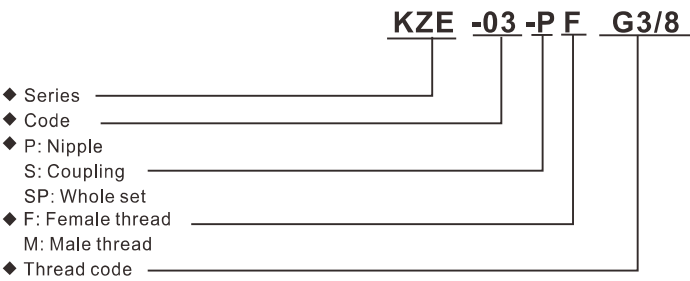


Body Material	Carbon steel (trivalent chromium)
---------------	--------------------------------------

Applications

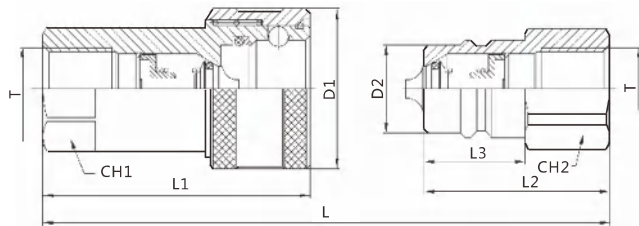
The KZE Series brings to the industry a proven design for use on construction equipment, forestry equipment, agricultural machinery, oil tools, Oil equipment, steel mill machinery, and other demanding hydraulic applications.

Part Number:



Specifications

Body Size(in)	1/8	1/4	3/8	1/2	3/4	1-1/4	1-1/2	2
Code	01	02	03	04	06	10	12	16
Rated Pressure(Mpa)	34.5	20.7	20.7	20.7	20.7	13.8	13.8	10.4
Rated Flow(L/min)	38	11.5	23	45.5	106	330	830	900
Temperature Range(NBR)	-20°C ~ +100°C							



PART No .	ISO	L	L1	L2	L3	D1	D2	CH1	CH2	T		
KZE-01-SP	DN5	70	49	36	17	28	13	17	17	ZG1/8	G1/8	NPT1/8
KZE-02-SP	DN6.3	72	58	36	22.5	27	14.2	19	19	ZG1/4	G1/4	NPT1/4
KZE-03-SP	DN10	80	65	40	25	35	19.1	22	22	ZG3/8	G3/8	NPT3/8
KZE-04-SP	DN12.5	90	66	46	25	39.5	21.7	27	27	ZG1/2	G1/2	NPT1/2
KZE-06-SP	DN20	111	79	55	26	49.8	30	34	34	ZG3/4	G3/4	NPT3/4
KZE-08-SP	DN25	120	94	59.5	36	56	34.3	41	41	ZG1	G1	NPT1
KZE-10-SP	DN31.5	141	115	70	45	69	45	54	52	ZG1-1/4	G1-1/4	NPT1-1/4
KZE-12-SP	DN40	150	124	75	49	79	50	60	60	ZG1-1/2	G1-1/2	NPT1-1/2
KZE-16-SP	DN50	160	132.5	80	52	102	70	77	77	ZG2	G2	NPT2

FK-K3

STRAIGHT-THROUGH HYDRAULIC QUICK COUPLING (STEEL+BRASS)



Socket without valve Plug without valve

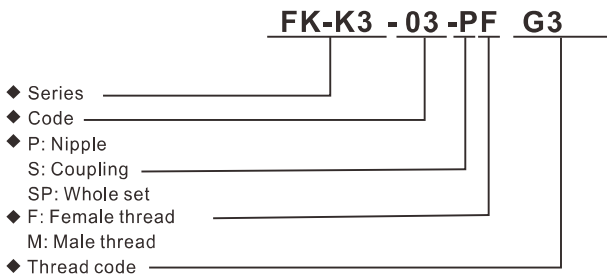


FK-K3

Applications

The FK-K3 Series are non-valved couplings for applications where maximum flow is required. Their smooth, open bore offers the lowest pressure drop of any quick coupling design and is ideal for applications such as high-pressure water and steam washers, carpet cleaners and mold coolant lines and many other non-valved applications.

Part Number:



Features

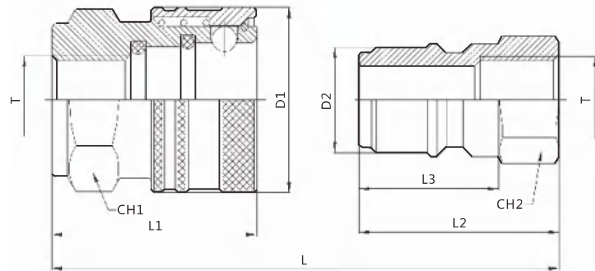
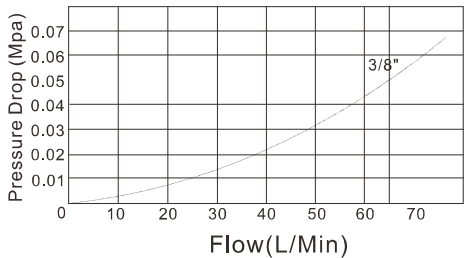
FK-K3 Series couplings feature:

- The smooth, open bore with no valving in either half offers minimal pressure drop and allows easy cleaning in applications where the same lines are used for more than one media.
- FK-K3 couplers and nipples are machined from solid bar stock providing the quality coupling that is durable.
- FK-K3 couplers are available in brass and 304 stainless steel as standard product materials.
- FK-K3 nipples are available in brass and zinc-Plated steel. The ball locking grooves of the steel ZJ-KA nipples are case hardened for resistance to brinelling where high cycle rates and pressure surges are encountered.
- FK-K3-KA is an "Interchange" coupling because the dimensions and functionally can interchange with similar couplings made by other manufactures.
- Compatible with 3/8 TEMA 3800 KEW Series.

Specifications

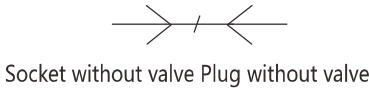
Body Size(in)	3/8
Code	03
Rated Pressure(Mpa)	13.8
Rated Flow(L/min)	45.5
Temperature Range(NBR)	-20°C ~ +100°C

Performance
Test Fluid:oil-200SUS



PART No .	ISO	L	L1	L2	L3	D1	D2	CH1	CH2	T		
FK-K3-03-SP	DN10	53	39	38	26.5	35	20	30	22	ZG3/8	G3/8	NPT3/8

FK-K2
JAPANESE TYPE HYDRAULIC QUICK COUPLING

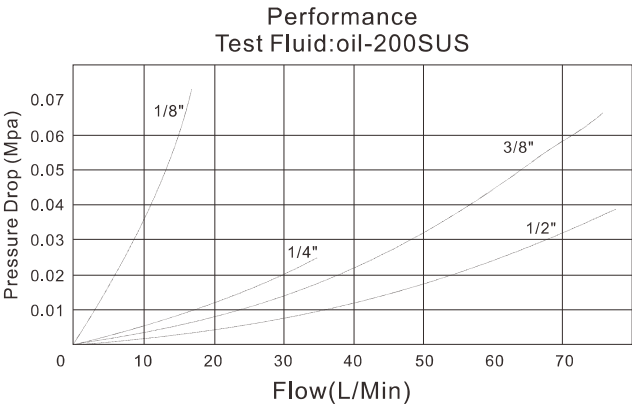



Body Material	Stainless steel (natural color)
	Brass (natural color)

Applications
The FK-K2 Series are non-valved couplings for applications where maximum flow is required. Their smooth, open bore offers the lowest pressure drop of any quick coupling design and is ideal for applications such as high-pressure water and steamwashers, carpet cleaners and mold coolant lines and many other non-valved applications.

Part Number:

FK-K2-03 B-PF ZG3/8



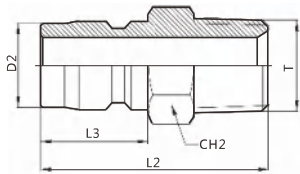
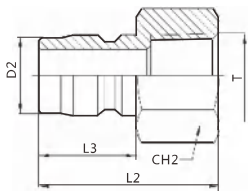
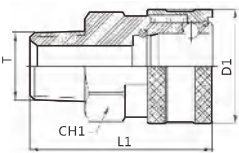
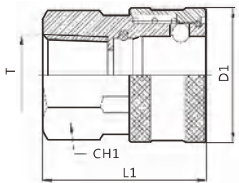
Specifications

Body Size(in)	1/4	3/8	1/2	3/4	1
Code	02	03	04	06	08
Rated Pressure(Mpa)					
BRASS	7	7	7	7	7
STAINLESS STEEL	13.8	13.8	10.4	10.4	10.4
Rated Flow(L/min)	11.5	23	45.5	45.5	45.5
Temperature Range(NBR)	-20°C ~ +100°C				
Temperature Range(FKM)	-20°C ~ +180°C				

Features

FK-K2 Series couplings feature:

- The smooth, open bore with no valving in either half offers minimal pressure drop and allows easy cleaning in applications where the same lines are used for more than one media.
- FK-K2 couplers and nipples are machined from solid bar stock providing the quality coupling that is durable.
- FK-K2 nipples are available in stainless steel, brass.
- The FK-K2 is an "Interchange" coupling because the dimensionally and functionally can interchange with similar couplings made by other manufactures.
- Compatible with NITTO TSP Series.



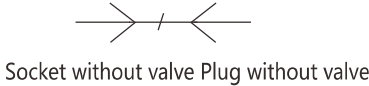
PART No .	L	D1	CH1	T		
FK-K2-02B-SF	32	24	19	ZG1/4	G1/4	NPT1/4
FK-K2-03B-SF	36	28.5	23	ZG3/8	G3/8	NPT3/8
FK-K2-04B-SF	42.5	35	29	ZG1/2	G1/2	NPT1/2
FK-K2-06B-SF	49.5	41	36	ZG3/4	G3/4	NPT3/4
FK-K2-08B-SF	59.5	58	50	ZG1	G1	NPT1

PART No .	L	D1	CH1	T		
FK-K2-02B-SM	42	24	19	ZG1/4	G1/4	NPT1/4
FK-K2-03B-SM	46.5	28.5	23	ZG3/8	G3/8	NPT3/8
FK-K2-04B-SM	56	35	29	ZG1/2	G1/2	NPT1/2
FK-K2-06B-SM	61.5	41	36	ZG3/4	G3/4	NPT3/4

PART No .	L	L3	D2	CH2	T		
FK-K2-02B-PF	35	18	11	17	ZG1/4	G1/4	NPT1/4
FK-K2-03B-PF	38	21.2	14.2	21	ZG3/8	G3/8	NPT3/8
FK-K2-04B-PF	40	24.5	19	29	ZG1/2	G1/2	NPT1/2
FK-K2-06B-PF	50	28	23.5	32	ZG3/4	G3/4	NPT3/4

PART No .	L	L3	D2	CH2	T		
FK-K2-02B-PM	38	18	11	14	ZG1/4	G1/4	NPT1/4
FK-K2-03B-PM	43	21.2	14.2	19	ZG3/8	G3/8	NPT3/8
FK-K2-04B-PM	52	24.5	19	23	ZG1/2	G1/2	NPT1/2
FK-K2-06B-PM	56	28	23.5	29	ZG3/4	G3/4	NPT3/4
FK-K2-08B-PM	73	36	34.5	41	ZG1	G1	NPT1

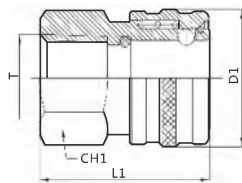
FK-K1
AMERICAN TYPE HYDRAULIC QUICK COUPLING



Body Material	Carbon steel (trivalent chromium)
	Stainless steel (natural color)
	Brass (natural color)

Applications

The FK-K1 Series are non-valved couplings for applications where maximum flow is required. Their smooth, open bore offers the lowest pressure drop of any quick coupling design and is ideal for applications such as high-pressure water and steamwashers, carpet cleaners and mold coolant lines and many other non-valved applications.



MODEL	L1	D1	CH1	T		
FK-K1-02B-SF	25	16.3	14	ZG1/4	G1/4	NPT1/4
FK-K1-03B-SF	37.5	24	21	ZG3/8	G3/8	NPT3/8
FK-K1-04B-SF	40.5	29	24	ZG1/2	G1/2	NPT1/2
FK-K1-06B-SF	41.5	33.5	28.5	ZG3/4	G3/4	NPT3/4
FK-K1-08B-SF	59	49.5	46	ZG1	G1	NPT1

Part Number:

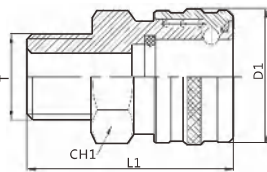
FK-K1 -03 B -P F ZG3/8

- ◆ Series
- ◆ Code
- ◆ S: Steel
 - SS: Stainless steel
 - B: Brass
- ◆ P: Nipple
 - S: Coupling
 - SP: Whole set
- ◆ F: Female thread
 - M: Male thread
- ◆ Thread code

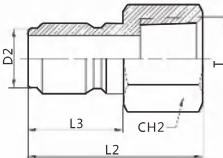
Features

FK-K1 Series couplings feature:

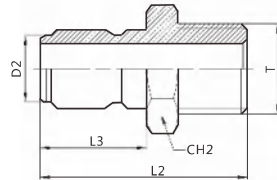
- The smooth, open bore with no valving in either half offers minimal pressure drop and allows easy cleaning in applications where the same lines are used for more than one media.
- FK-K1 couplers and nipples are machined from solid bar stock providing the quality coupling that is durable.
- FK-K1 nipples are available in steel, stainless steel, brass.
- The FK-K1 is an "Interchange" coupling because the dimensionally and functionally can interchange with similar couplings made by other manufactures.
- Compatible with PARKER ST Series, HANSEN ST Series, FOSTER FST Series.



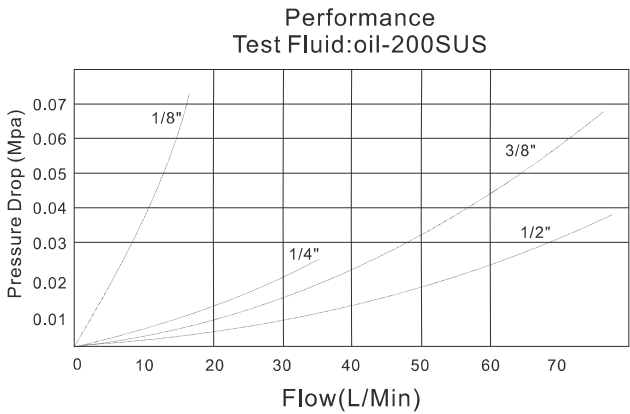
MODEL	L1	D1	CH1	T		
FK-K1-02B-SM	44	24	21	ZG1/4	G1/4	NPT1/4
FK-K1-03B-SM	44.5	29	24	ZG3/8	G3/8	NPT3/8
FK-K1-04B-SM	51	33.5	28.5	ZG1/2	G1/2	NPT1/2
FK-K1-08B-SM	65	49.5	46	ZG1	G1	NPT1



MODEL	L2	L3	D2	CH2	T		
FK-K1-01B-PF	24	11	6.3	13	ZG1/8	G1/8	NPT1/8
FK-K1-02B-PF	37	19.5	10.2	17	ZG1/4	G1/4	NPT1/4
FK-K1-03B-PF	41.5	22.5	12.3	22	ZG3/8	G3/8	NPT3/8
FK-K1-04B-PF	45	24.7	15.4	24	ZG1/2	G1/2	NPT1/2
FK-K1-08B-PF	56.5	30.5	30.6	41	ZG1	G1	NPT1



MODEL	L2	L3	D2	CH2	T		
FK-K1-02B-PM	39.5	19.5	10.2	14	ZG1/4	G1/4	NPT1/4
FK-K1-03B-PM	43	22.5	12.3	17	ZG3/8	G3/8	NPT3/8
FK-K1-04B-PM	48	24.7	15.4	22	ZG1/2	G1/2	NPT1/2
FK-K1-08B-PM	63	30.5	30.6	41	ZG1	G1	NPT1

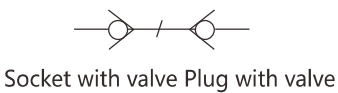


Specifications

Body Size(in)	1/4	3/8	1/2	3/4	1
Code	02	03	04	06	08
Rated Pressure(Mpa)					
STEEL	27.6	20.7	20.7	20.7	20.7
STAINLESS STEEL	13.8	10.4	10.4	10.4	10.4
BRASS	7	7	7	7	7
Rated Flow(L/min)	23	45.5	45.5	45.5	45.5
Temperature Range(NBR)	-20℃ ~ +100℃				
Temperature Range(FKM)	-20℃ ~ +180℃				

FK-TC

CLOSE TYPE SUPER HIGH RPESSURE HYDRAULIC QUICK COUPLING (STEEL)

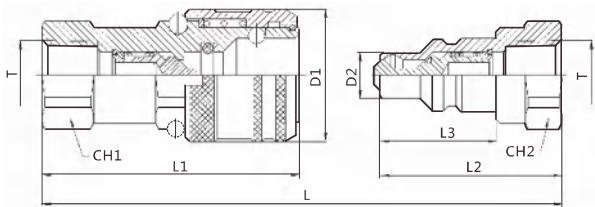


Body Material	Carbon steel (trivalent chromium)
---------------	--------------------------------------

Features

FK-TC Series couplings feature:

- Positive valve stop, the perch maintains valve alignment and provides metal to metal valve stop to ensure that the valves openfully, every time.
- Precision machined valves with electrometric seal provide for positive shut-off upon disconnection.
- Hardened nipples and sleeves and solid barstock construction make for a quality coupling with maximum resistance to damage from hydraulic and mechanical shock.
- Durable ball-locking mechanism assures reliable connection every time. A large number of locking balls distributes and workload evenly while providing alignment and swiveling action to reduce hose torque and prolong hose life. CAUTION: These products are not to be used as swivels; rotation under pressure will result in excessive and premature wear.
- Small diameter mating seal helps keep separating forces to a minimum, allowing for easier connect and disconnect at pressure up to 5000 PSI.
- Sleeve locking mechanism prevents accidental disconnection when coupling is dragged along the ground.
- Compatible with PARKER TC Series.



Applications

The FK-TC series couplings are found in the construction, railway maintenance and house moving industries. Used on hydraulic jacking equipment, these couplers eliminate costly down time caused by improperly connected threaded types. For use where high pressure capability is required coupled with positive coupling action. Considerably faster to use than threaded types.

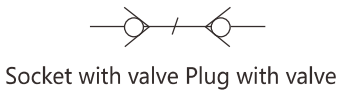
Specifications

Body Size(in)	3 / 8
Rated Pressure(Mpa)	69
Rated Flow(L/min)	23
Temperature Range(NBR)	-20°C ~ +100°C

PART No .	ISO	L	L1	L2	L3	D1	D2	CH1	CH2	T		
FK-TC-SP	DN10	79	62.5	44	28.2	32	11.2	24	24	ZG3/8	G3/8	NPT3/8

FK-VF

CLOSE TYPE HYDRAULIC QUICK COUPLING (STEEL)



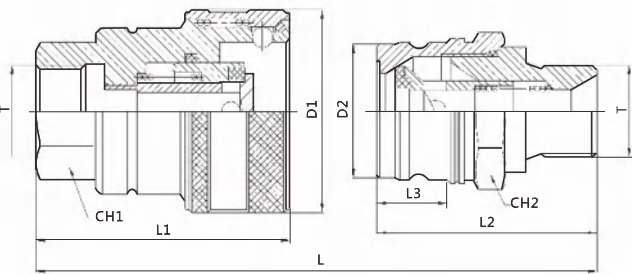
Body Material	Carbon steel (trivalent chromium)
---------------	--------------------------------------

Applications

The FK-VF Series brings to the industry a proven design for use on construction equipment, forestry equipment, oil tools, Oil equipment, steel mill machinery, and other demanding hydraulic applications.

Specifications

Body Size(in)	1 / 2
Rated Pressure(Mpa)	20.7
Rated Flow(L/min)	45.5
Temperature Range(NBR)	-20°C ~ +100°C



Part Number:

◆ Series	FK-VF-04	◆ Code	-P	◆ P: Nipple	M	◆ F: Female thread	G1/2	◆ Thread code	
				S: Coupling					
				SP: Whole set					

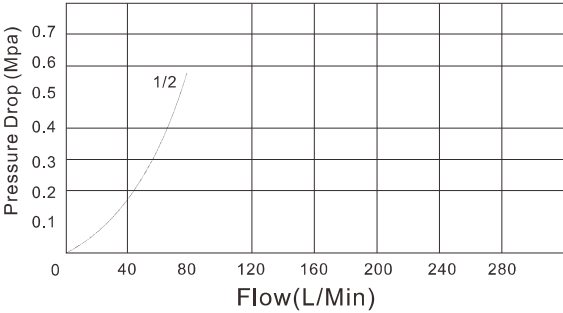
Features

FK-VF Series couplings feature:

- Poppet valves available to prevent uncoupled leakage.
- Poppet valves open automatically when coupled, within rated working pressure, to keep the flow expeditely.
- Critical parts are hardened for durability.
- Dependable ball-locking mechanism holds the mating halves to gether.
- Socket and plug are precision machined from solid bar stock.
- Compatible with FASTER VF Series, GROMELLE Q-9000 Series.

PART No .	ISO	L	L1	L2	L3	D1	D2	CH1	CH2	T		
FK-VF-SP	DN12.5	88	55.5	48	15.3	44	29	27	32	ZG1/2	G1/2	NPT1/2

Performance
Test Fluid:oil-200SUS



FK-HSP

CLOSE TYPE HYDRAULIC QUICK COUPLING (STEEL)




Socket with valve Plug with valve



Body Material	Carbon steel (trivalent chromium)
	Stainless steel (natural color)
	Brass (natural color)

Applications

The FK-HSP Series brings to the industry a proven design for use on construction equipment, forestry equipment, oil tools, Oil equipment, steel mill machinery, and other demanding hydraulic applications.



Part Number:

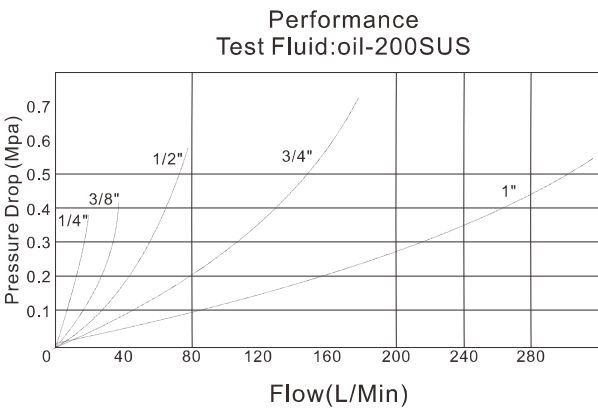
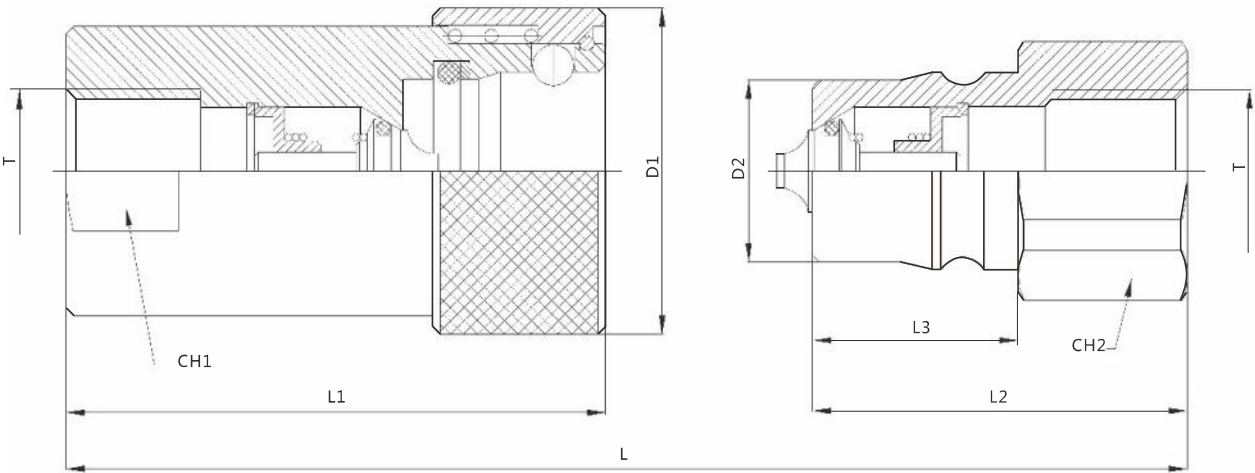
FK-HSP -03 -PF G3/8

- ◆ Series
- ◆ Code
- ◆ P: Nipple
S: Coupling
SP: Whole set
- ◆ F: Female thread
M: Male thread
- ◆ Thread code

Features

FK-HSP Series couplings feature:

- Poppet valves available to prevent uncoupled leakage.
- Poppet valves open automatically when coupled, within rated working pressure, to keep the flow expedite.
- Critical parts are hardened for durability.
- Dependable ball-locking mechanism holds the mating halves together.
- Socket and plug are precision machined from solid bar stock.
- Compatible with NITTO HSPcupla Series.



Specifications

Body Size(in)	1/4	3/8	1/2	3/4	1
Code	02	03	04	06	08
Rated Pressure(Mpa)	34.5	27.6	27.6	20.7	20.7
Rated Flow(L/min)	11.5	23	45.5	106	190
Temperature Range(FKM)	-20℃ ~ +100℃				

PART No .	ISO	L	L1	L2	L3	D1	D2	CH1	CH2	T		
FK-HSP-02-SP	DN6.3	72	53.5	36	17	28.5	14.2	19	19	ZG1/4	G1/4	NPT1/4
FK-HSP-03-SP	DN10	76	60.5	38	22.5	33	18.2	23	23	ZG3/8	G3/8	NPT3/8
FK-HSP-04-SP	DN12.5	95	72	50	27.5	43.5	24.3	35	32	ZG1/2 ZG3/4	G1/2 G3/4	NPT1/2 NPT3/4
FK-HSP-08-SP	DN25	119	93	61	36	58.2	36.2	46	41	ZG1	G1	NPT1

FK-TNV

CLOSE TYPE HYDRAULIC QUICK COUPLING (STEEL)



Socket with valve Plug with valve



Body Material	Carbon steel (trivalent chromium)
	Stainless steel (natural color)
	Brass (natural color)

Applications

The FK-TNV Series brings to the industry a proven design for use on construction equipment, forestry equipment, agricultural machinery, oil tools, steel mill machinery, and other demanding hydraulic applications.

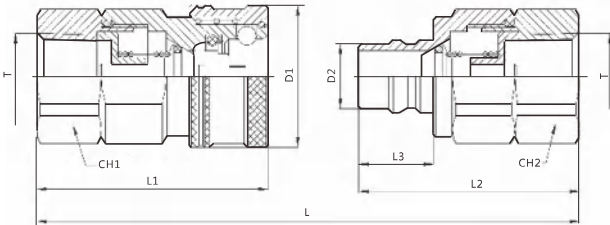
Part Number:

FK-TNV -03 - P F NPT3/8

- ◆ Series
- ◆ Code
- ◆ P: Nipple
- S: Coupling
- SP: Whole set
- ◆ F: Female thread
- M: Male thread
- ◆ Thread code

Specifications

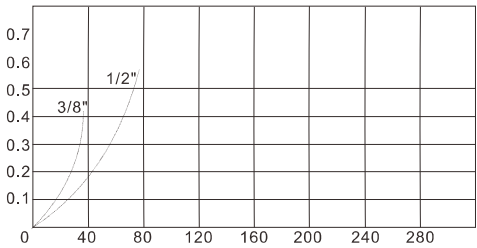
Body Size(in)	3/8	1/2
Code	03	04
Rated Pressure(Mpa)	27.6	27.6
Rated Flow(L/min)	23	45.5
Temperature Range(FKM)	-20°C ~ +100°C	



Features

FK-TNV Series couplings feature:

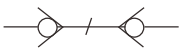
- Poppet valves available to prevent uncoupled leakage.
- Poppet valves open automatically when coupled, within rated working pressure, to keep the flow expeditely.
- Critical parts are hardened for durability.
- Dependable ball-locking mechanism holds the mating halves together.
- Socket and plug are precision machined from solid bar stock.
- Compatible with FASTER TNV Series.



PART No .	ISO	L	L1	L2	L3	D1	D2	CH1	CH2	T		
FK-TNV-03-SP	DN10	82	50.5	49	18.5	30.5	12.8	25.4	25.4	ZG3/8	G3/8	NPT3/8
FK-TNV-04-SP	DN12.5	94	57	54.5	18.5	35	16	30.2	30.2	ZG1/2	G1/2	NPT1/2

KJ

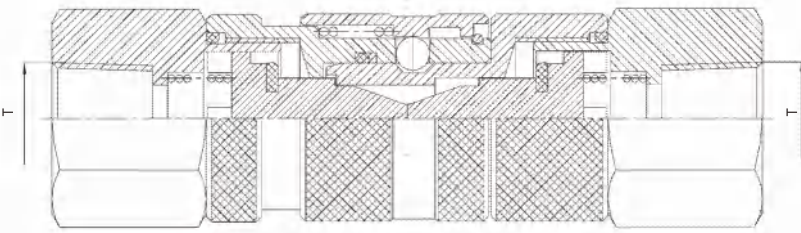
CLOSE TYPE HYDRAULIC QUICK COUPLING (STEEL)



Socket with valve Plug with valve



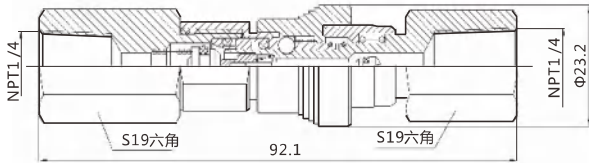
D	Mpa	T
6.3	31.5	M16*1.5
10	31.5	M18*1.5
12.5	31.5	M27*1.5
20	25	M30*1.5
25	25	M33*2
31.5	20	M52*2
40	16	M60*2
50	16	M68*2



Application and Features:These coupling be adequate for dielectric situation with engine oil, waternd air, nominal pressure 32MPa, medium temperature-20°C+100°C.

FK-QC

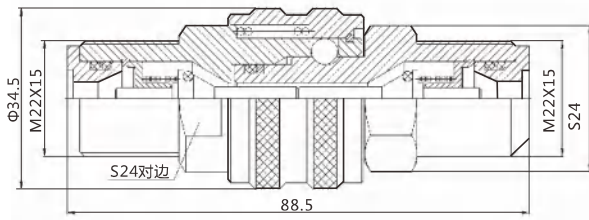
METER LATHE QUICK COUPLING (STAINLESS STEEL)



Material: STAINLESS STEEL
Temperature range (FKM) : -20°C+180°C
Working pressure: 20.7Mpa
Compatible with SWAGELOK QC Series.

FK-TQ

SUPERHIGH PRESSURE QUICK COUPLING (STEEL) 70MPa compression resistance



Applicable for the connectors between equipment of hydraulic pipe in superhigh pressure separate type.

FK-LKJI
SURERHIGH PRESSURE QUICK COUPLING




Features
Material:Carbon steel
Surface treatment:With chrome plated
Temperature range(NBR):-20°C+100°C
Working pressure:70MPA
Thread size:M10*1.5,M16*1.5
Application:jack,Connection of various high-pressure pipelines

FK-YM
COAL MINE QUICK COUPLING



Features
Material:Carbon steel
Surface treatment:With chrome plated
Temperature range(NBR):-20°C+100°C
Thread size:DN10 DN12.5 Dn20 Dn25 DN40
Application:Connection of various pipelines such as mining equipment

FK-TE
SURERHIGH PRESSURE QUICK COUPLING



Features
Material:Carbon steel
Surface treatment:With zinc plated
Temperature range(NBR):-20°C+100°C
Working pressure:70MPA
Thread size:G3/8,ZG3/8
Application:Connection of various high-pressure pipelines


FK-WS
SURERHIGH PRESSURE QUICK COUPLING



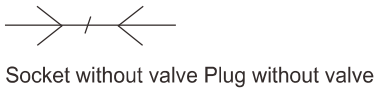
Features
Material:Carbon steel
Surface treatment:Trivalent chromium
Temperature range(NBR):-20°C+100°C
Working pressure:100MPA
Thread size:G1/4
Application:Hydraulic wrench, connection of various high-pressure pipelines

FK-MA

MOULD QUICK COUPLING (BRASS)



Features: It specifically design for the cooling system and injecting mold machine.
Temperature range (SR) : -20°C+150°C
Working pressure: 1.5Mpa
Advantages: Simple structure, High flow, Non-valve.
Application: The line of modular, cooling system.
Interchangeability: PARKER MOLDMATE series.



Body Material	Brass (with nickel plated)
---------------	-------------------------------

Part Number: **FK-MA-SF G1/4**

- ◆ Series
- ◆ P: Nipple
- S: Coupling
- SP: Whole set
- ◆ F: Female thread
- M: Male thread
- H: Hose thread
- ◆ Thread code

Female

PART NO.	L1	L2	D1	CH	T
FK-MA-SM	38	9.5	18	17	ZG1/8
	41.5	13	18	17	ZG1/4

Hose barb

PART NO.	L1	L2	D1	T
FK-MA-SH	49	22	18	9
	49	22	18	11

Hose barb


PART NO.	L1	L2	T
FK-MA-PM	27.5	12	ZG1/8
	30	14	ZG1/4
	30	17	ZG3/8

Male extend

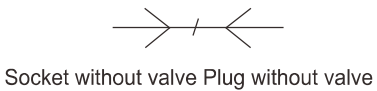
PART NO.	L1	L2	T
FK-MA-PML	75	12	ZG1/8
	100	12	ZG1/8
	125	12	ZG1/8
	150	12	ZG1/8
	75	14	ZG1/4
	100	14	ZG1/4
	125	14	ZG1/4
	150	14	ZG1/4

FK-MB

MOULD QUICK COUPLING (BRASS)



Features: It specifically design for the cooling system and injecting mold machine.
Temperature range (SR) : -20°C+150°C
Working pressure: 1.5Mpa
Advantages: Simple structure, High flow, Non-valve.
Application: The line of modular, cooling system.
Interchangeability: PARKER MOLDMATE series.



Body Material	Brass (with nickel plated)
---------------	-------------------------------

Part Number: **FK-MB-SF G3/8**

- ◆ Series
- ◆ P: Nipple
- S: Coupling
- SP: Whole set
- ◆ F: Female thread
- M: Male thread
- H: Hose thread
- ◆ Thread code

Female

PART NO.	L1	L2	D1	CH	T
FK-MB	49	13	24	22	ZG3/8
	50	14	24	22	ZG1/2

Hose barb

PART NO.	L1	L2	D1	T
FK-MB	61	25	24	11
	61	25	24	13.5

Female

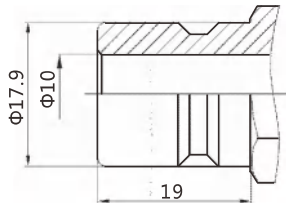
PART NO.	L1	L2	T
FK-MB-PM	30.5	14	ZG1/8
	36	17	ZG3/8
	37	22	ZG1/2

Male extend

PART NO.	L1	L2	T
FK-MB-PML	75	17	ZG3/8
	100	17	ZG3/8
	125	17	ZG3/8
	150	17	ZG3/8
	75	22	ZG1/2
	100	22	ZG1/2
	125	22	ZG1/2
	150	22	ZG1/2

FK-MC

MOULD QUICK COUPLING (BRASS)



Features: It specifically design for the cooling system and injecting mold machine.
Temperature range (SR) : -20°C+150°C
Working pressure: 1.5Mpa
Advantages: Simple structure, High flow, Non-valve.
Application: The line of modular, cooling system.
Interchangeability: PARKER MOLDMATE series.

Socket without valve Plug without valve

Body Material	Brass (with nickel plated)
---------------	-------------------------------

Part Number:

FK-MC-SF G1 /2

- ◆ Series
- ◆ P: Nipple
- S: Coupling
- SP: Whole set
- ◆ F: Female thread
- M: Male thread
- H: Hose thread
- ◆ Thread code

Female

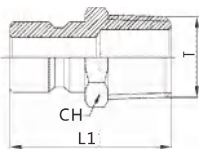
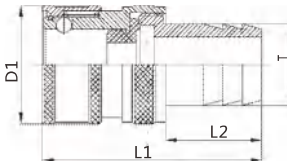
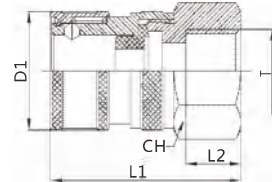
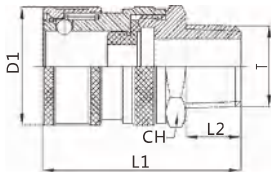
PART NO.	L1	L2	D1	CH	T
FK-MC	50.5	14	30	17	ZG1 /2

Female

PART NO.	L1	L2	D1	CH	T
FK-MC-SF	48.5	14	30	30	G1 /2

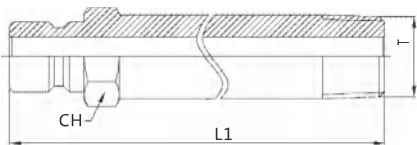
Hose barb

PART NO.	L1	L2	D1	T
FK-MC-SH	56	25	30	14
	56	25	30	20.5



Female

PART NO.	L1	CH	T
FK-MC	35	19	G3 /8
	41	22	ZG1 /2



Male extend

PART NO.	L1	CH	T
FK-MC	75	22	ZG1 /2
	100	22	ZG1 /2
	125	22	ZG1 /2
	150	22	ZG1 /2